

Specs - KTHN Series - Air Conditioner & Heat Pump

Klimaite Model Number			KTHN009E3H211-BC	KTHN012E3H211-BC	KTHN015E5H210-BC
MPN			KMWDUP-09AEN1-MK3	KMWDUP-12AEN1-MJ5	KMWDUP-15AEN1-MI6
Power Supply		V / ph / Hz	230-208 / 1 / 60	230-208 / 1 / 60	230-208 / 1 / 60
Cooling	Capacity	Btu/h	9000/8800	12000/11800	14700/14500
	Input	W	796/778	1142/1124	1531/1510
	Current	A	3.46/3.75	4.97/5.4	6.66/7.26
	EER	Btu/h/W	11,3	10,5	9,6
Heating (Heat pump)	Capacity	Btu/h	8100/7900	10800/10500	13500/13200
	Input	W	716/699	990/963	1323/1294
	Current	A	3.04/3.28	4.3/4.63	5.74/6.2
	COP	W/W	3,4	3,2	3,0
Heating (PTC)	Capacity	Btu/h	10900/8900	10900/8900	10900/8900
	Input	W	3519/2850	3519/2850	4702/3794
	Current	A	15.3/13.7	15.3/13.7	15.3/13.7
Heater		kW	3.5	3.5	5.0
Starting current		A	18	25,9	39
Indoor fan motor	FLA / Output	A / W	0.155 / 21	0.155 / 21	0.155 / 21
Outdoor fan motor	FLA / Output	A / W	0.35 / 37	0.41 / 58	0.41 / 58
Min. Circuit Ampacity	MCA	A	20	20	25
Compressor	Type	Type	ROTARY	ROTARY	ROTARY
	Capacity	Btu/h	7745/7847.6	10714/10850	13648
	Input	W	770/785	1045/1050	1310
	Rated current (RLA)	A	3.75/3.5	5.0/4.55	6,35
	Locked Rotor Amp (LRA)	A	18	25,9	34,5
	Capacitor	uF	25	35	35
Indoor Side Fan Motor	Input	W	35,5	35,5	35,5
	Capacitor	uF	1	1	1
	Speed (Hi/Mi/Lo)	rpm	1110/1070/1040	1110/1070/1040	1110/1070/1040
Outdoor Side Fan Motor	Input	W	69	87	87
	Capacitor	uF	3	3	3
	Speed (Hi)	rpm	1400	1590	1590
Evaporator	Number of Rows	n	2	3	3
	Number of Circuits	n	2	3	4
Indoor Side Air Flow (Hi/Mi/Lo)		cfm	435/418/394	435/424/412	424/406/394
Indoor Side Noise Level (Hi/Mi/Lo)		dB(A)	50/48/46	53/50/45	53/50/45
Condenser	Air flow	cfm	435/417/394	435/423/411	423/405/394
	Number of Rows	n	2	3	3
	Number of Circuits	n	2	3	3
Outdoor Side Noise Level (Hi)		dB(A)	61	66	66
Refrigerant type	Type	oz	R410A / 24.7 oz	R410A / 31.4 oz	R410A / 37.0 oz
Design Pressure		psig	540/300	540/300	540/300
Connection Wiring		AWG	12AWGx3	12AWGx3	12AWGx3
Plug Type		Type	LCDI 6-20P	LCDI 6-20P	LCDI 6-30P
Control Type		Type	Electronic Control	Electronic Control	Electronic Control
Operation Temp	Indoor (Cooling/Heating)	°F	62°F-90°F / 32°F-80°F	62°F-90°F/32°F-80°F	62°F-90°F/32°F-80°F
	Outdoor (Cooling/Heating)	°F	64°F-109°F / 23°F-76°F	64°F-109°F / 23°F-76°F	64°F-109°F / 23°F-76°F
Application Area (Cooling EPA)		sq. ft	350-400	450-500	550-700
Unit Dimensions (W*D*H)		in	42x21x16	42x21x16	42x21x16
Net/Gross Weight		lb	106.9/132.3	117.9/143.3	120/145.5

Project Name:	
Location:	
Engineer:	
Submitted to:	
Submitted by:	
Reference:	

Approval:	
Date:	
Construction:	
Unit #:	
Drawing #:	

Sales Model No.	KTHN015E5H210-BC
Production Code No.	KMWDUP-15AEN1-MI6



PERFORMANCE DATA

Power supply	V/ph/Hz	208-230/1/60
--------------	---------	--------------

Cooling

Capacity	Btu/h	14700/14500
Input	W	1531/1510
Current	A	6.66/7.26
EER	Btu/W	9.6

Heating (Heat pump)

Capacity	Btu/h	13500/13200
Input	W	1323/1294
Current	A	5.74/6.2
COP	W/W	3

Heating (PTC)

		PTC
Capacity	Btu/h	10900/8900
Input	W	3519/2850
Current	A	15.3/13.7
Minimum Circuit Ampacity	A	20

Compressor Electrical

Model		ASM135N1UEZ
Type		ROTARY
Brand		GMCC
Capacity	Btu/h	13648
Input	W	1310
Rated current(RLA)	A	6.35
Locked rotor Amp(LRA)	A	34.5
Thermal protector		N/A
Thermal protector position		N/A
Capacitor	uF	35
Refrigerant oil/oil charge	ml	SUNISO 4GSD. 350
Connection wiring		12AWGx3
Plug type		LCDI 6-20P
Thermostat type		

SYSTEM DATA

Design pressure	psig	540/300
Refrigerant type	oz	R-410A/37.04 oz
Application area (Cooling EPA)	sq ft	550-700
Application area (Cooling Standard)	m ²	20-29

UNIT DIMENSION

Dimension(W*D*H) (without wall sleeve)	in	42x21x16
Packing (W*D*H)	in	45x25.4x18.7
Net/Gross weight	kg	54.5/66
	lb	120/145.5
Loading quantity 20' /40' /40'HQ	Pieces	72/144/180

INDOOR SIDE DATA

Indoor side fan motor		
Model		YDK20-6BS
Brand		Welling
Input		35.5
FLA / OUTPUT	A / W	0.155 / 21
Capacitor	uF	1
Speed (Hi/Mi/Lo)	rpm	1110/1070/1040

Air flow & Noise level

Indoor side air flow (Hi/Mi/Lo)	m3/h	720/690/670
Indoor side air flow (Hi/Mi/Lo)	cfm	423/405/394
Ventilation (fresh air intake)	cfm	65
Dehumidification	pint/h	4.3
Indoor side noise level (Hi/Mi/Lo)	dB(A)	53/50/45

OUTDOOR SIDE DATA

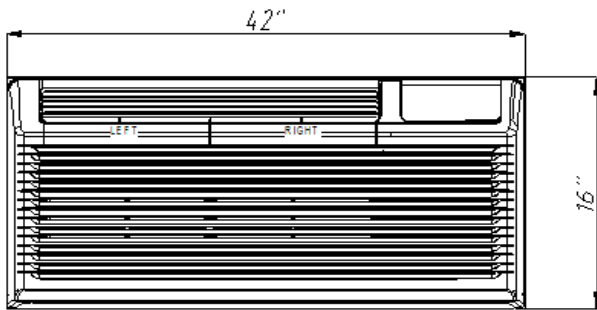
Outdoor side fan motor		
Model		YDK40-4B
Brand		Welling
Input		87
FLA / OUTPUT	A / W	0.41 / 58
Capacitor	uF	3
Speed	rpm	1590
Air flow & Noise level		
Outdoor side noise level	dB(A)	66

Operation temperature

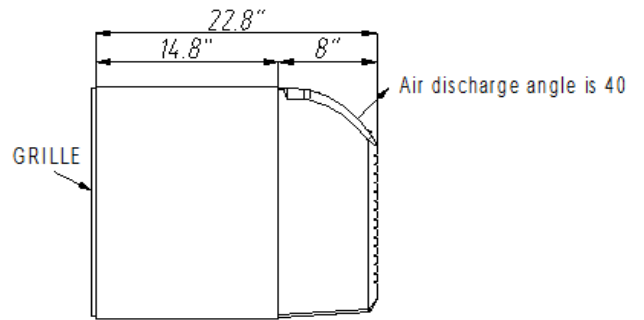
Indoor (cooling/ heating)	°C	17-32/0-27
	°F	62-90/32-80
Outdoor(cooling/heating)	°C	18-43/-5-24
	°F	64-109/23-76



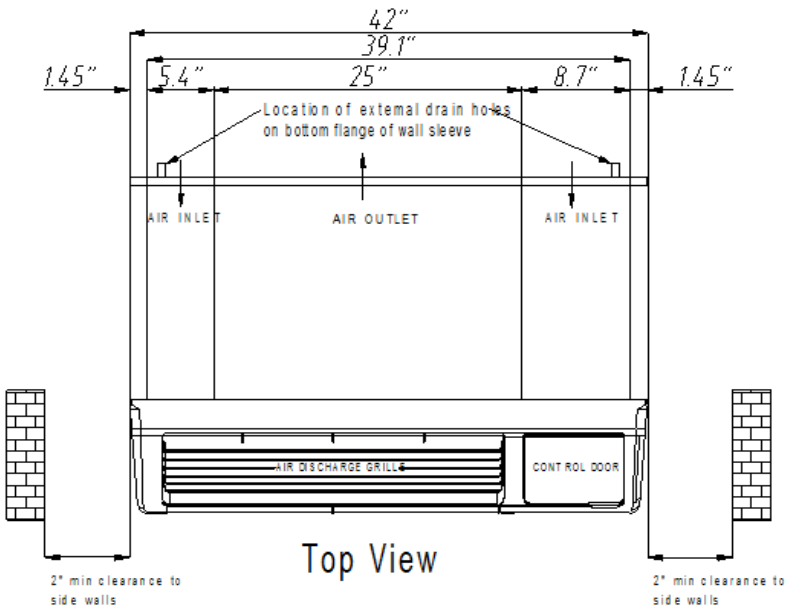
Packaged Terminal Heat Pump (PTHP)
KTHN Series
208-230V



Front View



Side View



Top View